


Hoppin' Popcorn



Amanda Bennett

Hoppin' Popcorn

Table of Contents

Introduction	6
Daily Objectives	8
Book Suggestions.....	9
Introduction to Lapbooking.....	11
Day 1: Popcorn — What Is It?	12
Day 2: The Story of Popcorn	27
Day 3: The Flavors of Popcorn	37
Day 4: The Science of Popcorn	47
Day 5: Fun with Popcorn	56
Fun Family Ideas	67

Introduction

By Amanda Bennett

There are not many kinds of food that kids have such strong memories about as popcorn. From the first taste of it in a movie theater to the smell of homemade popcorn for family movie night, the memories made around a bowl of popcorn can be fun and oh so tasty! My first memory of popcorn is watching my mom make a big bowl of popcorn and then sitting down on the sofa to teach us all how to string it for the Christmas tree. Such fun memories, and all tied to family time and a healthy snack.

As much as most kids love popcorn, not many of them realize that popcorn was once grown on a cob as part of corn plant. They are uncertain of just how we get popcorn kernels, and usually can only tell you that it comes in a bag at the grocery store. With this Download N Go™ title, your child will learn all about popcorn, the origins of popcorn, and all different kinds of popcorn.

With Download N Go™ unit studies, you are about to begin a new kind of learning experience. Each study is one week in length, having five daily lessons with lapbook components for each day. The name, Download N Go™, comes from the concept that these studies are ready to use as soon as you have downloaded them. No preparation or waiting time or other expensive resources are required. A few inexpensive items are needed for the lapbook—a simple file folder, a glue stick, safety scissors, brass brads, and crayons or markers. That's it—simple, effective, and what a way to learn!

Choosing this topic for a Download N Go™ study was easy for me, since we have had so much fun with popcorn at our house. With this study/lapbook, your child will investigate all kinds of things about popcorn, including the history of popcorn and types of popcorn, and he will learn about some Native Americans, and much more. Each day he will explore and investigate, creating and adding more learning components to his Hoppin' Popcorn lapbook—building a wonderful reminder of all that he is learning to be enjoyed for years to come.

From developing an understanding of the basics of how popcorn is grown and where it comes from, to learning about what makes it pop, this is going to be an exciting adventure. Along the way, there will be amazing discoveries, such as learning about what kitchen appliance was invented because of popcorn. Your student will also learn a bit of history and geography as he studies the story of popcorn and the flavors of popcorn enjoyed across the globe.


So get ready for the adventure, and thanks for poppin' in for a week with us as we take off with Hoppin' Popcorn. Stay tuned – new titles are coming out soon, and some of the new ones include Prairie Pioneers and Crazy Cartoons!





Notes to parents: Remember that Internet site content can change overnight. Please check the sites you plan to use before your child visits them in the study.

Some of the videos in this study are hosted by YouTube and include Google ads that cannot be completely avoided. These ads can be hidden by clicking on the X in the upper-right corner of the ad banner.



To conserve printer ink, please note that most printers have a variety of printing options (draft mode, economy mode, grayscale, black and white, etc.), which may reduce your ink usage. Refer to [this guide](#) for assistance in exploring your printer's options.

Introduction to Lapbooking

By Stephanie Ruby

Have you ever created a lapbook with your child? The lapbooking activities we have designed are made to be easy enough for a beginner, but “meaty” enough for children who have been lapbooking for a long time.

There are only a few items that you need to provide to go along with the activities we have created. You will need a file folder, folded so that the outside edges meet in the middle, creating a “shutter book.” You will also need scissors, glue, crayons, a stapler, and brass brads.

You may want to save each activity in an envelope until the entire week is complete and then attach everything to the lapbook on the fifth day. This will allow you to arrange all of the mini books so that they fit well. This is not a necessity, mind you, but simply a recommendation that might allow the process to flow a bit more smoothly.

If you have never created a lapbook before, you may feel a bit intimidated by the process. Take a deep breath and remember that there is no “wrong” way to lapbook. The process of lapbooking will vary from one person to the next, and will be a reflection of the individual that created the project.

For those of you who still feel that you need a little more guidance, we have included the following links to introduce the concept of lapbooking to you and to give you a variety of ideas for your project. Just remember, the most important part of lapbooking is to have fun with it. The more you and your children enjoy the activity, the more they will retain.

Video: [Lapbook Lessons: What is a lapbook?](#)
[Lapbooking on a Shoestring](#)
[Lapbooking — A Surefire Way to Make Learning Fun](#)
[Lapbook Templates](#)
[Free Lapbooks](#)



Day 1

Popcorn—What Is It?

To begin our study of popcorn, let's take a look at these videos:


Video: [Popcorn](#)

Video: [Popping Popcorn](#)

What exactly is popcorn? *Read about popcorn and write your definition below.*

[Popcorn](#)

[What is Popcorn?](#)



What is popcorn's scientific name? *Write your answer below.*

[What is Popcorn?](#)

Popcorn is one of many different types of corn. How many types of corn are there?
Write your answer below.

What kinds of food come from corn? *Circle the food below that comes from corn.*

[Corn Products](#)

[Products Made from Corn](#)







Add this [Products from Corn](#) fan to your lapbook.






EXPLORE THE WORLD

with Amanda Bennett



PASSPORT GEOGRAPHY: One-Week Unit Studies, Grades K - 12



Download N Go: One-Week Unit Studies, Grades K - 4



Unit Study Adventures: Four-Week Unit Studies, Grades K - 12



Unit Study.com
Your Passport to Learning Adventures!

"Like"
Us!

